

80/20[®] Inc.

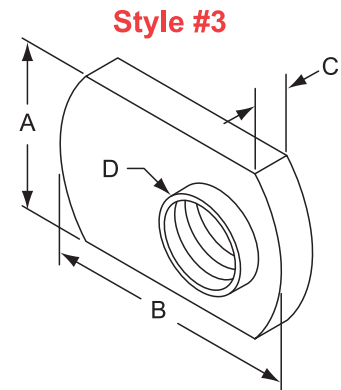
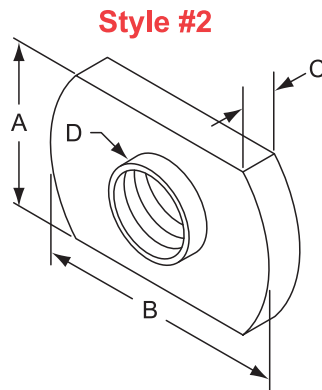
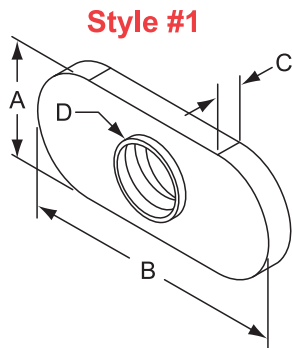
The Industrial Erector Set[®]

THE STANDARD



Slide-In Economy T-Nuts

- Loads from the profile end only
- Available in stainless steel or carbon steel, black or bright zinc-plated
- Refer to pages 249-259 for our full screw and bolt offering



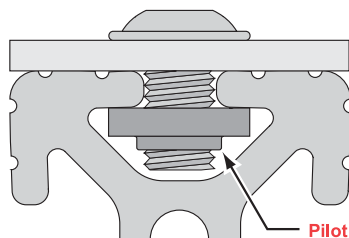
3

Part No.	Nut Style	A	B	C	D (Thread)	Finish	Lbs.
3275	Style 1	.443	.875	.094	8-32 Centered	Black Zinc	.008
3276	Style 1	.443	.875	.094	10-32 Centered	Black Zinc	.008
3675	Style 1	.443	1.000	.094	1/4-20 Centered	Stainless Steel	.009
3382	Style 1	.443	1.000	.094	1/4-20 Centered	Black Zinc	.009
3785	Style 1	.443	1.000	.094	1/4-20 Centered	Bright Zinc	.009
3859	Style 1	.443	1.000	.094	M6 x 1.0 Centered	Bright Zinc	.010
3686	Style 2	.505	.812	.125	1/4-20 Centered	Stainless Steel	.012
3286	Style 2	.505	.812	.125	1/4-20 Centered	Black Zinc	.012
3786	Style 2	.505	.812	.125	1/4-20 Centered	Bright Zinc	.012
3836	Style 2	.505	1.125	.125	M6 x 1.0 Centered	Bright Zinc	.017
3676	Style 3	.380	.625	.094	10-32 Offset	Stainless Steel	.005
3278	Style 3	.637	.984	.142	5/16-18 Offset	Black Zinc	.021
3778	Style 3	.637	.984	.142	5/16-18 Offset	Bright Zinc	.021
3838	Style 3	.630	.984	.142	M8 x 1.25 Offset	Bright Zinc	.021
3678	Style 3	.637	1.125	.142	5/16-18 Offset	Stainless Steel	.024

☒ = 10 Series Compatible Part

Threaded Pilot Projection

The threaded pilot projection provides more thread, adding strength to the fastener. Always position the projection down in the T-slot to avoid crashing and an uneven connection.



Pilot Projection
Should Always
Face Down

