



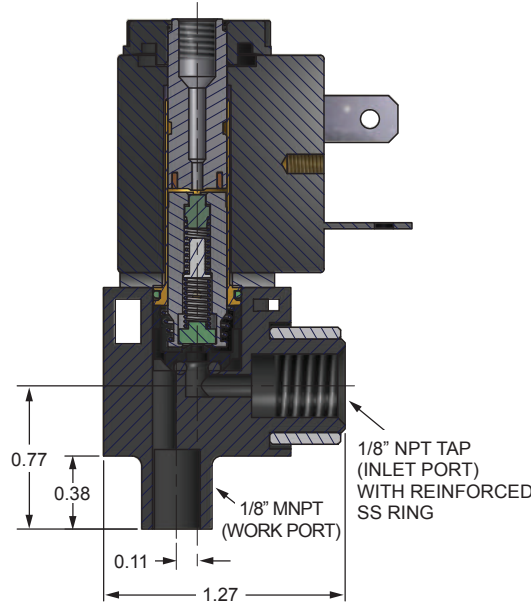
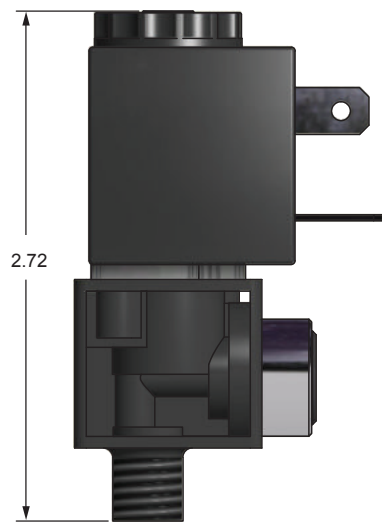
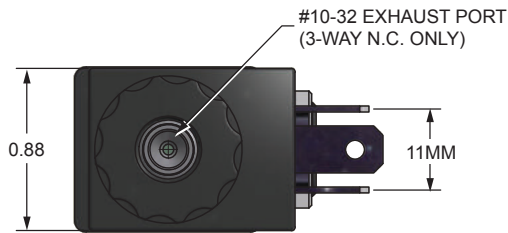
Series 3824

Direct Acting
Composite 2-Way & 3-Way

The Series 3824 is a 2-Way & 3-Way, 2-Position composite body solenoid valve designed to take the place of a fitting using a female inlet and male outlet port. The valve is generally mounted into an air cylinder port to control a single acting linear actuator. Component features include the proven solenoid operator available in brass/stainless steel or all stainless steel pilot design, optional seal materials and nylon encapsulated coil. The "basket" orifice design feature allows the possibility of changing the orifice diameter to meet flow requirements within a matter of seconds.

Dimensional Data

ALL DIMENSIONS ARE IN INCHES UNLESS OTHERWISE NOTED



ORIFICE SIZE / VOLTAGE

FUNCTION	0.6mm		0.8mm		1.0mm		1.2mm		1.5mm		2.0mm		2.4mm		*3.0mm	
	AC	DC	AC	DC	AC	DC	AC	DC	AC	DC	AC	DC	AC	DC	AC	DC
2/2 NC	200	200	200	200	200	200	200	200	200	200	200	200	200	200	75	60
2/2 NO	N/A	N/A	N/A	N/A	N/A	N/A	N/A	N/A	200	200	N/A	N/A	N/A	N/A	N/A	N/A
3/2 NC	200	200	200	200	200	200	180	180	150	150	90	75	60	60	25	25
3/2 NO	N/A	N/A	N/A	N/A	N/A	N/A	N/A	N/A	150	120	N/A	N/A	N/A	N/A	N/A	N/A

MAX. PRESSURE RANGE (psi)

DIRECT ACTING



Series 3824

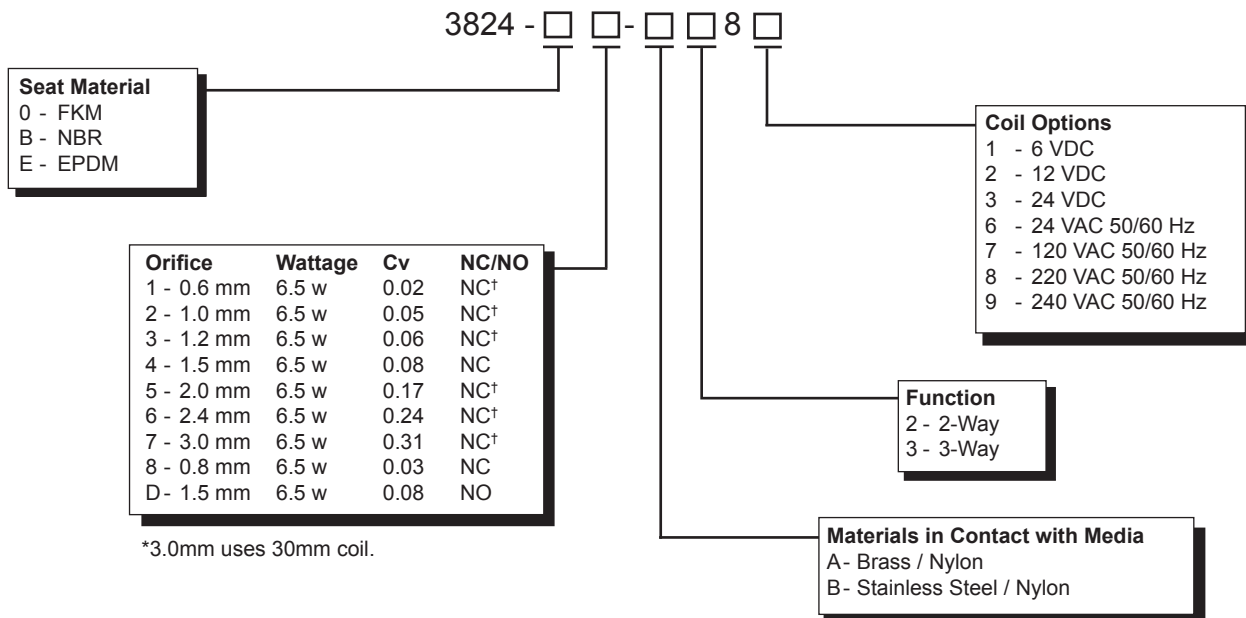
Direct Acting
Composite 2-Way & 3-Way

Technical Data

Function:	2-Way, 2-Position; Direct Acting; Normally Closed or Normally Open 3-Way, 2-Position; Direct Acting; Normally Closed or Normally Open	Mounting:	1/8" NPT Male Port
Port Size:	1/8" NPT 1/8" MNPT	Wetted Materials:	Elastomers: EPDM, FKM, NBR Operator: 400 Series Stainless Steel and Brass Shading Ring: Copper Springs: 300 Series Stainless Steel Valve Body: Glass-Filled Nylon
Orifice Sizes / Flow Factor:	0.6mm / 0.02 Cv 0.8mm / 0.03 Cv 1.0mm / 0.05 Cv 1.2mm / 0.06 Cv 1.5mm / 0.08 Cv 2.0mm / 0.17 Cv 2.4mm / 0.24 Cv 3.0mm / 0.31 Cv	Coil Data:	Duty Cycle: Continuous (within specifications) Encapsulation: Glass-Filled Nylon Insulation: Class F Power Rating: 6.5 Watt VDC, 8.5VA VAC (others available on request) Voltage: 6, 12, 24 VDC 24, 120, 220, 240VAC 50/60 Hz Voltage Tolerance: +/- 10% Nominal Winding: Class H
Pressure Range:	Vacuum to 200 psi (depending on orifice size and function)	Connections:	Spades: Terminals AMP 6.3x0.8 width 11mm (Available in DIN 43650 Form "A" / ISO 4400, N175301-803:2000 for 3.0mm orifice or larger) Flying Lead: PVC 22 AWG, Multi-Strand Copper Wire, 300V, 12" Length
Temp. Range:	Fluid max.: +60°C Dry Range: Ambient +10° to +50°C	Packaged Weight:	22mm Coil: 0.27 lbs. 30mm Coil: 0.34 lbs.
Response Time:	12 to 14ms Complete Cycle		
Media:	Air, caustics, inert gas, oil, water		
Environment Protection:	IP65 (IEC 144), NEMA 4 Dust-tight and water resistant (with electrical connector)		

DIRECT
ACTING

How To Order



† Not available in all configurations

Order Example: 3824-01-A387
FKM, 0.6mm orifice, 0.02 Cv, N.C.,
Brass / Nylon, 3-Way, 120VAC 50/60 Hz