Specifications

Type	Elbow · Free · Universal	Small Union Straight
Fluid medium	Air	
Operating pressure range	14.5 ~ 130psi (0.1 ~ 0.9Mpa) H type:14.5psi~102psi (0.05~0.7MPa)	7.25~145psi (0.05 ~ 1.0 MPa)
Check valve cracking pressure	7.25psi (0.05MPa) K type : 2.4psi (0.02MPa)	0.725psi (0.005MPa)
Operating temp. range	32 ~ 140°F (0 ~ 60°C) (no freezing)	

Construction

Symbol

● Elbow: JSC

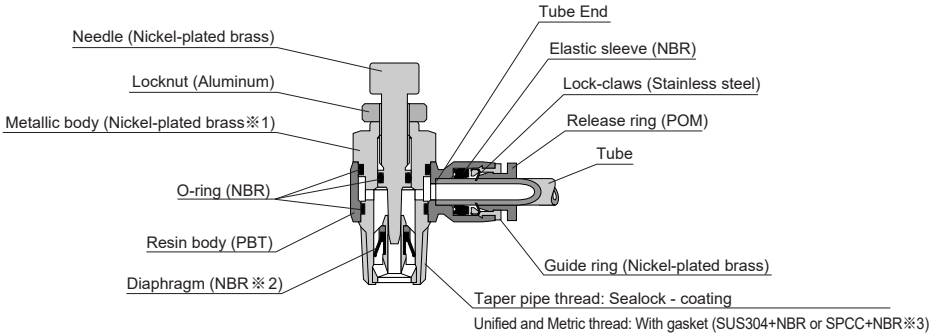

※1. Metallic body with M3 thread is made of special stainless steel (Austenite or ferritic stainless steel with SUS303 equivalent corrosivity)
※2. Low cracking pressure type : NBR
※3. Clean-room package type : POM

● In-Line : Union Straight : JSMU

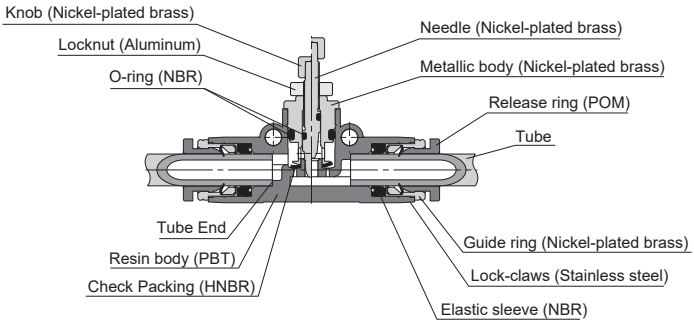

Standard Size List

Connection: Thread ⇔ Tube

NPT, UNF thread

Type	Thread size	Tube O.D. 1/8	5/32	3/16	1/4	5/16	3/8	1/2
JSC Elbow								
	10-32UNF	●	●	●	●			
	1/8NPT		●	●	●	●		
	1/4NPT			●	●	●	●	
	3/8NPT			●	●	●	●	●
	1/2NPT					●	●	●

Type	Thread size	Tube O.D. 1/8	5/32	3/16	1/4	5/16	3/8	1/2
JSS Free								
	10-32UNF	●	●	●	●			
	1/8NPT		●	●	●	●		
	1/4NPT			●	●	●	●	
	3/8NPT					●	●	●
	1/2NPT							●

Metric, R thread

Type	Thread size	Tube O.D. 3	4	6	8	10	12	1/8	1/4	5/16	3/8
JSC Elbow	M3×0.5	●	●					●			
	M5×0.8	●	●	●				●	●		
	R1/8		●	●	●				●	●	
	R1/4			●	●	●			●	●	●
	R3/8			●	●	●	●			●	●
	R1/2				●	●	●				
JSM Universal	M5×0.8		●								

Type	Thread size	Tube O.D. 3	4	6	8	10	12	1/8	1/4	5/16	3/8
JSS Free	M3×0.5	●	●					●			
	M5×0.8	●	●	●				●	●		
	R1/8		●	●	●				●	●	
	R1/4			●	●	●			●	●	●
	R3/8				●	●	●			●	●
	R1/2						●				

In-Line Connection: Tube ⇔ Tube (Equal dia.)

Type	Tube O.D. 4	6	8	10	12	5/32	1/4	5/16	3/8	1/2
JSMU Small Union Straight	●	●	●	●	●	●	●	●	●	●

❖ Ask us for 1/8" Union Straight

■ How to identify the series of Speed Controller

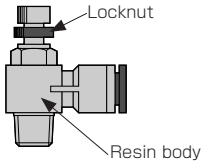

Series	Resin body color	Locknut color A type	Locknut color B type	Marking on needle A type	Marking on needle B type
Standard	Black	Silver	Black	A (AK)	B (BK)
Clean-room package	Light-gray				
High-flow Series	Black	Blue	–	AG	–
Low-flow Series	Black	Silver	Black	AT	BT
SUS303 Series	Black	Silver	Black	A	B
PP Series	Semitransparent	Silver	Silver	A (AK)	B (BK)

※1. ( ) is for low cracking pressure type.
※Ask for the imperial size clean-room package which may be different from the above spec.

■ In-Line Connection: Tube ⇔ Tube (Equal dia.)

JSMU Small Union Straight

RoHS compliant

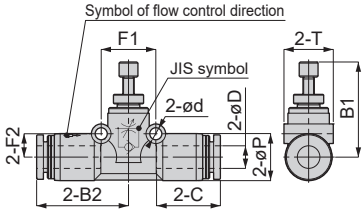

	Symbol of flow control direction on resin body
Symbol of flow control direction	Free Flow ⇔ Control Flow
JIS symbol	

Unit：mm

Model code	Tube O.D. øD	B1 max.	B1 min.	B2	øP	T	Tube end C	ød	F1	F2	Weight (g)	CAD file name
JSMU5/32⑥	5/32"	21	18.6	21	10	10.5	14.9	3.2	12.7	4.8	8.9	JSMU5_32_
JSMU1/4⑥	1/4"	25.4	21.6	24.4	12.5	13.1	17	3.2	14.8	6.2	14	JSMU1_4_
JSMU5/16⑥	5/16"	28.5	24.9	28	14.8	15.4	18.1	3.2	18.2	7.2	25	JSMU5_16_
JSMU3/8⑥	3/8"	32.6	28.9	31.8	18.2	19.7	20.2	4.2	22.2	8.7	46	JSMU3_8_
JSMU1/2⑥	1/2"	35.2	31.5	37.2	21.2	22.7	23.7	4.2	25.7	10.2	65	JSMU1_2_
JSMU4⑥	4	21	18.6	21	10	10.5	14.9	3.2	12.7	4.8	8.9	JSMU4_
JSMU6⑥	6	25.4	21.6	24.4	12.5	13.1	17	3.2	14.8	6.2	14	JSMU6_
JSMU8⑥	8	28.5	24.9	28	14.8	15.4	18.1	3.2	18.2	7.2	25	JSMU8_
JSMU10⑥	10	32.6	28.9	31.8	18.2	19.7	20.2	4.2	22.2	8.7	46	JSMU10_
JSMU12⑥	12	35.2	31.5	36.9	21.2	22.7	23.4	4.2	25.7	10.2	65	JSMU12_

Inch O.D. ： 5/32", 1/4", 5/16", 3/8" and 1/2"

Metric O.D. ：4, 6, 8, 10 and 12 mm

※. ⑥ in model code : Replaced with "W" for Light-Gray, "-C" for Cleanroom package, and "W-C" for Cleanroom & Light-Gray.

※Ask us for the price and availability of **JSMU1/8** (1/8" O.D. union).

■ Connection: Thread ⇔ Tube

JSM Universal

RoHS compliant

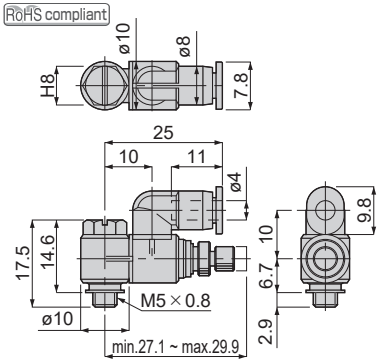

Model code	Weight (g)	CAD file name
JSM4-M5④⑤⑥	9.5(9.6)	JSM4-M5__

※1.Weight in ( ) is for low cracking pressure type.
※2.④ in Model code / Replaced with "A" for Meter-out, "B" for Meter-in
※3.⑤ in Model code / Replaced with "K" for Low cracking pressure type.
(No ⑤ in Model code indicates Low cracking pressure type is not available.)
※4.Weight in ( ) is for low cracking pressure type.

Elbow type / Free type

JSC 1/2-N3U
12-03

JSS 1/2-N3U
12-03

Cylinder tube I.D.
Max. ø**63**mm

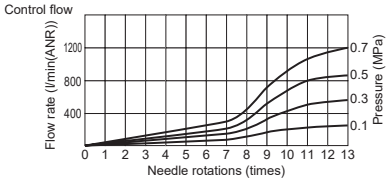

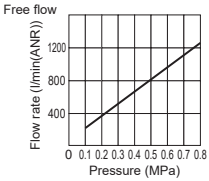

JSC 5/16-N4U
8-04

Cylinder tube I.D.
Max. ø**80**mm

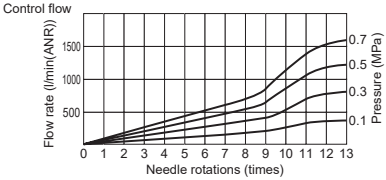

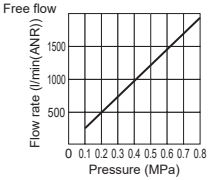

JSC 3/8-N4U
10-04

Cylinder tube I.D.
Max. ø**100**mm

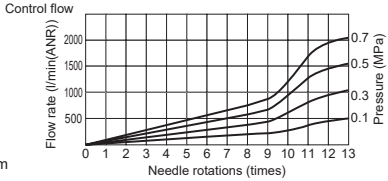

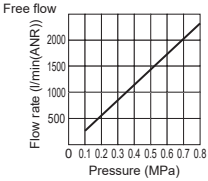

JSC 1/2-N4U
12-04

JSS 1/2-N4U
12-04

Cylinder tube I.D.
Max. ø**100**mm

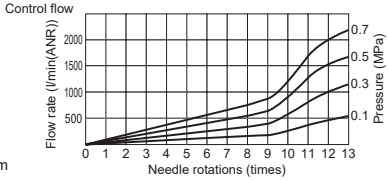

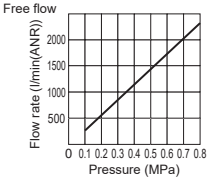

Small Union Straight Type

JSMU 5/32
JSMU 4

Cylinder tube I.D.
Max. ø**20**mm

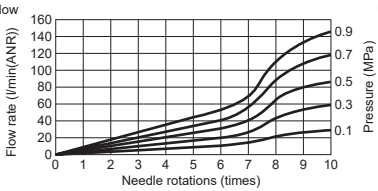

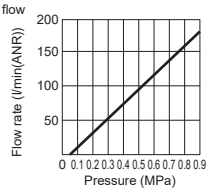

JSMU 1/4
JSMU 6

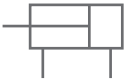

Cylinder tube I.D.
Max. ø**32**mm

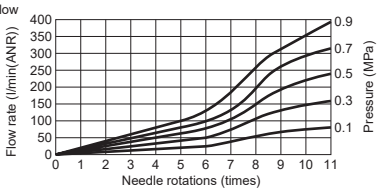

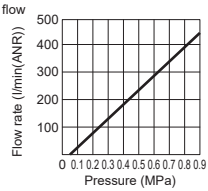

Small Union Straight Type

JSMU 5/16
JSMU 8

Cylinder tube I.D.
Max. ø**50**mm

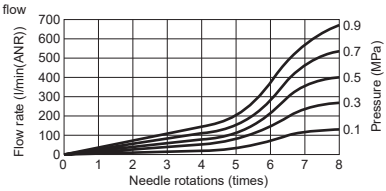

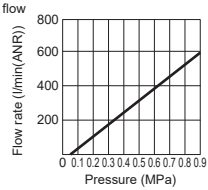

JSMU 3/8
JSMU 10

Cylinder tube I.D.
Max. ø**63**mm

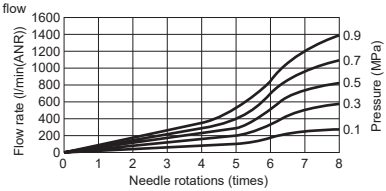

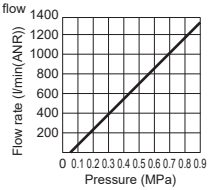

JSMU 1/2
JSMU 12

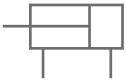

Cylinder tube I.D.
Max. ø**80**mm

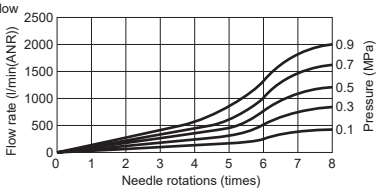

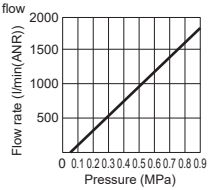

Universal type

JSM 4-M5

Cylinder tube I.D.
Max. ø**20**mm

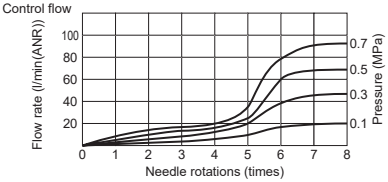

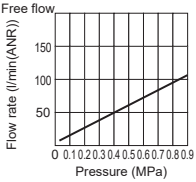

JSM 4-M5K
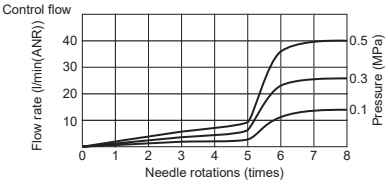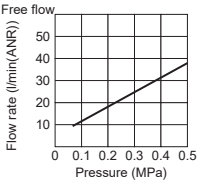
Cylinder tube I.D.
Max. ø**16**mm