PISCO®

The old and new dimension comparison table of Tube Fitting Standard series

PISCO push-in fitting, superior in operability and durability, has been redesigned to smart type.

(10 configurations.)

Satisfying customer's needs by saving the core structure.

1. Reduced in weight for all the models.
Average of about 25% reduction in weight has been achieved and some models have been downsized.

2. The gasket material is unified to PPS.
Fall prevention type with improved corrosion resistance is applied.

3. Recommended screw tightening torque is reduced.
We reviewed the tightening torque for all the taper pipe thread sizes.
*Please refer to the last page.



Easier to use!

Type of subject models

These changes shall be implemented sequentially from November 1, 2014

PC	POC	PCF	PM	PMF	PL	PLL	PB	PD	PX
Straight	Inner Hex. Straight	Female Straight	Bulkhead Union	Bulkhead Female Straight	Elbow	Long Elbow	Branch Tee	Run Tee	Branch Y
Model Code PCøD-R	Model Code POCøD-R	Model Code PCFøD-Rc	Model Code PMøD	Model Code PMFøD-Rc	Model Code PLøD-R	Model Code PLLøD-R	Model Code PBøD-R	Model Code PDøD-R	Model Code PXøD-R

How to use this table

Model code	Tube O.D. øD	R	A	B	L	C	Hex.
PC4-M5 □	4	M5×0.8	3 [3.2] 3	20 19.8	17 [16.8] 16.8	14.9	10

① : There are no dimensional changes.
② : There are dimensional changes.
Upper character: Current model, Bottom character: New model

▶ Please refer to details from next page.

PC Straight (inch - NPT)

● Current model

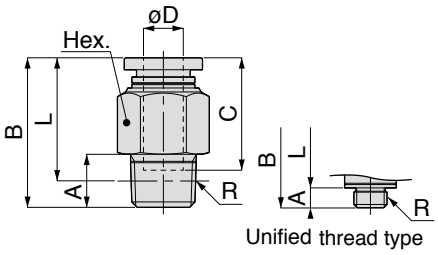

● New model

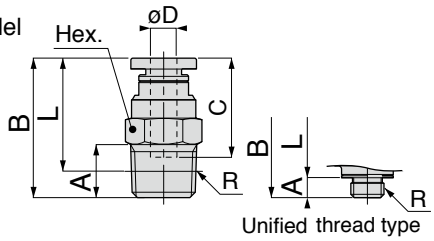

Unit：mm

Model code	Tube O.D. øD	R	A	B	L	C	Hex.	Orifice (ømm)	Weight (g)
PC5/32-U10U	5/32	No.10-32UNF	3	20 19.8	17 16.8	14.9	7/16	1.8 2.4	6.9 6.2
PC5/32-N0U	5/32	1/16-27NPT	8	21	16.9	14.9	7/16	3	7.6 6.5
PC5/32-N1U	5/32	1/8-27NPT	8	21	16.9	14.9	7/16	3	9.5 8.3
PC5/32-N2U	5/32	1/4-18NPT	11	21 22.5	15.2 16.7	14.9	9/16	3	17
PC3/16-U10U	3/16	No.10-32UNF	3	22.5 22.3	19.5 19.3	17.4	1/2	1.8 2.4	11 9.2
PC3/16-N0U	3/16	1/16-27NPT	8	26.6	22.5	17.4	1/2	3	14 12
PC3/16-N1U	3/16	1/8-27NPT	8	23 22.7	18.8 18.5	17.4	1/2	4	12 10
PC3/16-N2U	3/16	1/4-18NPT	11	25 24.1	19.2 18.3	17.4	9/16	4	19 16
PC3/16-N3U	3/16	3/8-18NPT	12	24 24.9	17.9 18.8	17.4	11/16	4	29 30
PC1/4-U10U	1/4	No.10-32UNF	3	22.1 21.9	19.1 18.9	17	1/2	1.8 2.4	11 8.6
PC1/4-N0U	1/4	1/16-27NPT	8	26.2	22.1	17	1/2	3	13 11
PC1/4-N1U	1/4	1/8-27NPT	8	22.6 22.3	18.4 18.1	17	1/2	4.6 5.3	11 8.6
PC1/4-N2U	1/4	1/4-18NPT	11	24.6 23.7	18.8 17.9	17	9/16	4.6 5.3	18 15
PC1/4-N3U	1/4	3/8-18NPT	12	23.6 24.5	17.5 18.4	17	11/16	4.6 5.3	28 29
PC5/16-N1U	5/16	1/8-27NPT	8	27.9	23.8	18.2	9/16	6	16 14
PC5/16-N2U	5/16	1/4-18NPT	11	26.6	20.8	18.2	9/16	7	16 15
PC5/16-N3U	5/16	3/8-18NPT	12	23.9 25.5	17.8 19.4	18.2	11/16	7	25 26
PC3/8-N1U	3/8	1/8-27NPT	8	30.3	26.2	20.7	11/16	6	26 23
PC3/8-N2U	3/8	1/4-18NPT	11	29.8	24	20.7	11/16	8.5	23 20
PC3/8-N3U	3/8	3/8-18NPT	12	29.3	23.2	20.7	11/16	8.5	29 26
PC3/8-N4U	3/8	1/2-14NPT	15	30.3 30.4	22.2 22.3	20.7	7/8	8.5	52 49
PC1/2-N2U	1/2	1/4-18NPT	11	35.7	29.9	23.1	7/8	8.5	48 38
PC1/2-N3U	1/2	3/8-18NPT	12	31.7	25.6	23.1	7/8	11	39 31
PC1/2-N4U	1/2	1/2-14NPT	15	33.7	25.6	23.1	7/8	11	52 45
PC5/8-N3U	5/8	3/8-18NPT	12	39.3	33.2	24.8	1	11	69 61
PC5/8-N4U	5/8	1/2-14NPT	15	41.3	33.2	24.8	1	13	76 69

• -C in ☐ is Clean-room package. W in ☐ is Light-gray spec. W-C in ☐ is Light-gray and Clean-room package spec. –UC in ☐ is Ultra-sonic clean wash spec.
Apply blank for standard model.*L dimensions of taper thread type are reference dimensions after tightening screw.*The prices remain the same with current models.