

- > **Port size: 1/4 PTF**
- > **316 Stainless Steel Construction for use in corrosive environments**
- > **General purpose filters protect devices by removing liquid and solid contaminants**

- > **Metallic parts meet NACE standard MR-01-75***

* National Association of Corrosion Engineers (NACE MR-01-75) defines requirements for sulphide stress cracking resistant materials used in well-head and other corrosive environments.



Technical features

Medium:

Compressed air or neutral gases
Other media on request

Operating pressure:

20 bar (290 psi) max.

Element:

5 or 40 µm

Typical flow:

see below

Nominal bowl size:

31ml

Drain connection:

Manual: No Tube Connection
Auto: will fit 1/8"-27 and 1/8"-28 pipe threads

Ambient/Media temperature:

-25 ... +79°C (-13 ... 174°F)

Air supply must be dry enough to avoid ice formation at temperatures below +2°C (+35°F).

Materials

Body, bowl: 316 Stainless Steel
Element: Sintered PE
Louver: Acetal
Manual drain: Acetal or 316 Stainless Steel
Elastomers: FPM
Automatic drain: 316 Stainless Steel
Elastomers: NBR

Technical data, standard models

Symbol	Port size	Operating pressure max (bar)	Flow* (dm ³ /s)	Element (µm)	Drain type material	Weight (kg)	Model
	1/4 PTF	20	9,2	40	Manual (stainless steel)	0,96	F05G-2AN-DM3
	1/4 PTF	20	9,2	40	Manual (Acetal)	0,96	F05G-2AN-MM3
	1/4 PTF	20	9,2	40	Automatic (stainless steel)	0,96	F05G-2AN-AM3

* Typical flow with 10 bar inlet pressure and 0,35 bar pressure drop

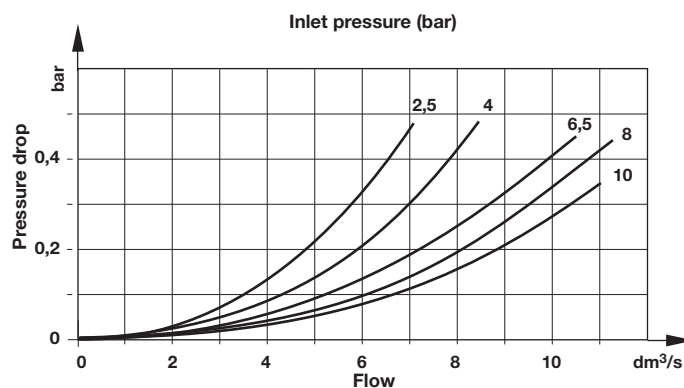
Option selector

F05G-2AN-★M★

Drain	Substitute	Element	Substitute
Automatic (stainless steel)	A	5 µm	1
Manual (Acetal)	M	40 µm	3
Manual (stainless steel)	D		

Typical performance characteristics

Element: 40 µm



Spare parts

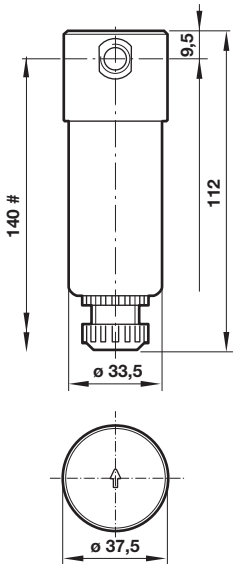


Dimensions

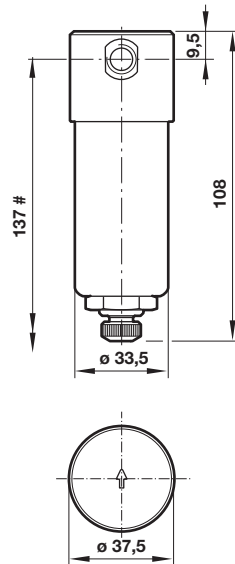
Dimensions in mm
 Projection/First angle



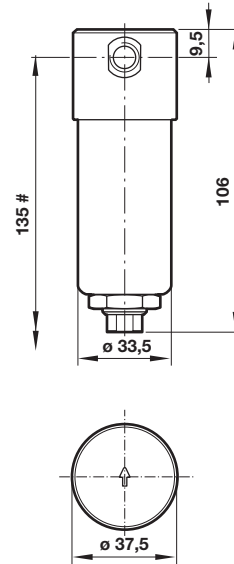
**Manual drain
 Acetal**



**Manual drain
 Stainless steel**



**Automatic drain
 Stainless steel**



Minimum clear distance required to remove bowl.

Warning

These products are intended for use in industrial compressed air systems only. Do not use these products where pressures and temperatures can exceed those listed under »**Technical features/data**«.

Before using these products with fluids other than those specified, for non-industrial applications, life-support systems or other applications not within published specifications, consult IMI NORGREN.

Through misuse, age, or malfunction, components used in fluid power systems can fail in various modes.

The system designer is warned to consider the failure modes of all component parts used in fluid power systems and to provide adequate safeguards to prevent personal injury or damage to equipment in the event of such failure.

System designers must provide a warning to end users in the system instructional manual if protection against a failure mode cannot be adequately provided.

System designers and end users are cautioned to review specific warnings found in instruction sheets packed and shipped with these products.