

# NSH SERIES CONNECTOR



**NSH Series couplings** couplings are general purpose versions of our pressure-balanced, non-spill, ChemQuik® CQG06 couplings. Molded polypropylene, EPDM seals and a 100% springless and metal-free flow path provide broad chemical resistance and exceptionally high flow capacity, allowing instant disconnects (and reconnects), even under pressure. Their non-spill design virtually eliminates spills, minimizes downtime and enhances operator safety in a very low cost package.

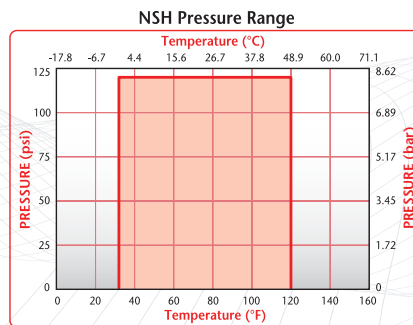
## FEATURES

- Non-spill design
- Pressure-balanced design
- Springless flow path design
- Optional color coding

## BENEFITS

- Ultimate protection from chemicals and fumes
- Failsafe disconnect, even under pressure; easy to reconnect at high pressure
- Eliminates source of metallic contaminants
- Helps prevent accidental misconnects

» These graphs are intended to give you a general idea of the performance capabilities of each product line. The shaded area of each graph represents the operating range of the product family, i.e., upper and lower values are shown. Therefore, depending on the exact coupling configurations selected, you can reasonably expect values to fall within the shaded area.



## Specifications ● ● ●

### PRESSURE:

Vacuum to 120 psi, 8.3 bar

### TEMPERATURE:

32°F to 120°F (0°C to 49°C)

### MATERIALS:

**Main components:** Glass-filled polypropylene

**Thumb latch:** Glass-filled polypropylene

**O-rings:** EPDM

**Springs (non-wetted):** 316 stainless steel

**Compression nuts:** White polypropylene

### COLOR:

Gray with dark gray accent standard; red or blue thumb latch and insert tip available.

### TUBING SIZES:

3/8" to 3/4" ID, 9.5mm to 19.0mm ID

### LUBRICANTS:

Krytox® PFPE (inert)

### SPILLAGE:

0.03 cc/connect

### INCLUSION:

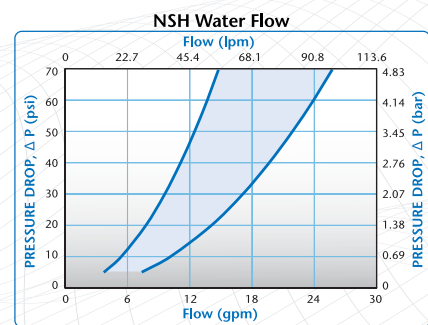
0.42 cc per connect

### PANEL MOUNT:

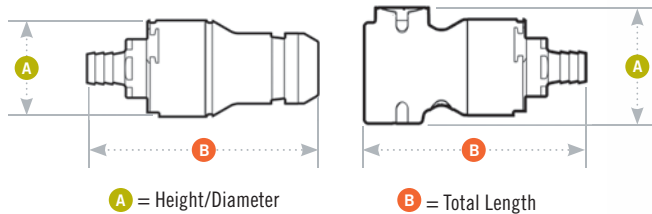
Optional adaptor kit (see page 69)

**WARNING:** Pressure, temperature, chemicals, and operating environment can affect the performance of couplings. It is the customer's responsibility to test the suitability of CPC products in their own application conditions. Use the graphs below as a guide.

Compatible with ChemQuik® Dual Containment System; DrumQuik® Universal Dispense System and Asian Drum Adaptors.

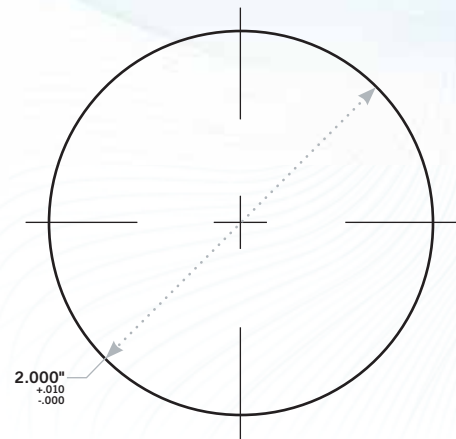


# NSH DIMENSIONS



## Panel Dimensions

	PANEL OPENING	PANEL THICKNESS MAX.-MIN.
COUPLING INSERTS	see drawing	.50 - .12



## Coupling Bodies • POLYPROPYLENE

TERMINATION	TUBING/THREAD SIZE	METRIC EQ.	SHUTOFF	A	B
IN-LINE PIPE THREAD	3/8" FEMALE NPT		NSHD19006	2.0	3.70
	3/8" BSPT		NSHD10006BSPT	2.0	3.67
	1/2" NPT		NSHD10008	2.0	3.81
	3/4" NPT		NSHD10012	2.0	4.01
IN-LINE COMPRESSION	3/8" OD	9.5mm OD	NSHD13006	2.0	3.97
	1/2" OD	12.7mm OD	NSHD13008	2.0	4.10
IN-LINE HOSE BARB	3/8" ID	9.5mm ID	NSHD17006	2.0	3.73
	1/2" ID	12.7mm ID	NSHD17008	2.0	3.73
	5/8" ID	15.9mm ID	NSHD17010	2.0	3.88
	3/4" ID	19.0mm ID	NSHD17012	2.0	3.88

## Coupling Inserts • POLYPROPYLENE

TERMINATION	TUBING/THREAD SIZE	METRIC EQ.	SHUTOFF	A	B
IN-LINE PIPE THREAD	3/8" FEMALE NPT		NSHD26006	1.64	3.87
	3/8" BSPT		NSHD24006BSPT	1.64	3.84
	1/2" NPT		NSHD24008	1.64	3.98
	3/4" NPT		NSHD24012	1.64	3.98
IN-LINE COMPRESSION	3/8" OD	9.5mm OD	NSHD20006	1.64	4.14
	1/2" OD	12.7mm OD	NSHD20008	1.64	4.27
IN-LINE HOSE BARB	3/8" ID	9.5mm ID	NSHD22006	1.64	3.90
	1/2" ID	12.7mm ID	NSHD22008	1.64	3.90
	5/8" ID	15.9mm ID	NSHD22010	1.64	4.05
	3/4" ID	19.0mm ID	NSHD22012	1.64	4.05

All measurements are in inches (millimeters) unless otherwise noted. Tubing must meet stated inside and outside diameters.  
\*Panel mount kit can be used with body for front mount or insert for front or rear mount.

## Accessories



DESCRIPTION	PART NO.
PANEL MOUNT KIT: with panel seal Dust plug/cap for body or insert*	NSHPMKIT12 1800700 (not shown)