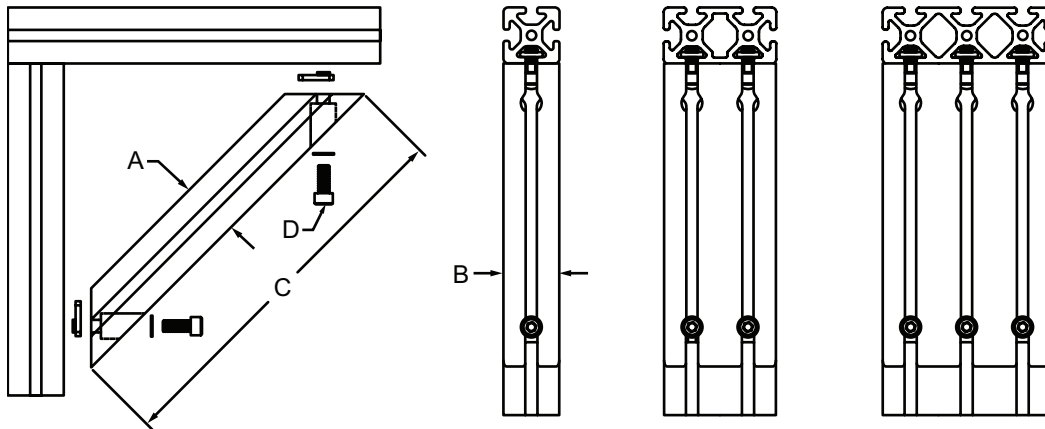


Part Description:







The 45 degree support assembly includes socket head cap screws, washers and T-nuts. The support assembly is pre-machined with counterbores and a 45 degree miter angle on both ends. This fastening method provides a clean, flush connection and is typically used to reinforce a 90 degree connection. This connection lends itself to applications with heavy loads to minimize beam deflection.



Part No.	Series	Profile	A	B	C	D (Included Hardware)						Weight	Product Representation (Length Will Vary)
						Bolt	Qty.	T-Nut	Qty.	Washer	Qty.		
2565	10	1010	1.000"	1.000"	6.000"	3067	2	3382	2	3258	2	.244 lb	
2565-Black	10	1010-Black	1.000"	1.000"	6.000"	3067	2	3382	2	3258	2	.244 lb	
2570	10	1010	1.000"	1.000"	12.000"	3067	2	3382	2	3258	2	.581 lb	
2570-Black	10	1010-Black	1.000"	1.000"	12.000"	3067	2	3382	2	3258	2	.581 lb	
2575	10	1010	1.000"	1.000"	18.000"	3067	2	3382	2	3258	2	.845 lb	
2575-Black	10	1010-Black	1.000"	1.000"	18.000"	3067	2	3382	2	3258	2	.845 lb	
2583	10	1010	1.000"	1.000"	24.000"	3067	2	3382	2	3258	2	1.056 lb	
2583-Black	10	1010-Black	1.000"	1.000"	24.000"	3067	2	3382	2	3258	2	1.056 lb	
2566	10	1020	1.000"	2.000"	6.000"	3067	4	3382	4	3258	4	.573 lb	
2566-Black	10	1020-Black	1.000"	2.000"	6.000"	3067	4	3382	4	3258	4	.573 lb	
2567	10	1020	1.000"	2.000"	12.000"	3067	4	3382	4	3258	4	1.041 lb	
2567-Black	10	1020-Black	1.000"	2.000"	12.000"	3067	4	3382	4	3258	4	1.041 lb	
2568	10	1020	1.000"	2.000"	18.000"	3067	4	3382	4	3258	4	1.509 lb	
2568-Black	10	1020-Black	1.000"	2.000"	18.000"	3067	4	3382	4	3258	4	1.509 lb	
2584	10	1020	1.000"	2.000"	24.000"	3067	4	3382	4	3258	4	1.872 lb	
2584-Black	10	1020-Black	1.000"	2.000"	24.000"	3067	4	3382	4	3258	4	1.872 lb	
2571	10	1030	1.000"	3.000"	6.000"	3067	6	3382	6	3258	6	.660 lb	
2571-Black	10	1030-Black	1.000"	3.000"	6.000"	3067	6	3382	6	3258	6	.660 lb	
2572	10	1030	1.000"	3.000"	12.000"	3067	6	3382	6	3258	6	1.579 lb	
2572-Black	10	1030-Black	1.000"	3.000"	12.000"	3067	6	3382	6	3258	6	1.579 lb	
2573	10	1030	1.000"	3.000"	18.000"	3067	6	3382	6	3258	6	2.263 lb	
2573-Black	10	1030-Black	1.000"	3.000"	18.000"	3067	6	3382	6	3258	6	2.263 lb	
2574	10	1030	1.000"	3.000"	24.000"	3067	6	3382	6	3258	6	2.669 lb	
2574-Black	10	1030-Black	1.000"	3.000"	24.000"	3067	6	3382	6	3258	6	2.669 lb	

CONTINUE

45 Degree Supports (Continued)

Part No.	Series	Profile	A	B	C	D (Included Hardware)						Weight	Product Representation (Length Will Vary)
						Bolt	Qty.	T-Nut	Qty.	Washer	Qty.		
2556	15	1501	1.500"	1.500"	6.000"	3112	2	3278	2	3260	6	.517 lb	
2556-Black	15	1501-Black	1.500"	1.500"	6.000"	3112	2	3278	2	3260	6	.517 lb	
2557	15	1501	1.500"	1.500"	12.000"	3112	2	3278	2	3260	6	1.096 lb	
2557-Black	15	1501-Black	1.500"	1.500"	12.000"	3112	2	3278	2	3260	6	1.096 lb	
2558	15	1501	1.500"	1.500"	18.000"	3112	2	3278	2	3260	6	1.594 lb	
2558-Black	15	1501-Black	1.500"	1.500"	18.000"	3112	2	3278	2	3260	6	1.594 lb	
2559	15	1501	1.500"	1.500"	24.000"	3112	2	3278	2	3260	6	2.092 lb	
2559-Black	15	1501-Black	1.500"	1.500"	24.000"	3112	2	3278	2	3260	6	2.092 lb	
2533	15	1515-ULS	1.500"	1.500"	6.000"	3112	2	3278	2	3260	2	.568 lb	
2533-Black	15	1515-ULS-Black	1.500"	1.500"	6.000"	3112	2	3278	2	3260	2	.568 lb	
2534	15	1515-ULS	1.500"	1.500"	12.000"	3112	2	3278	2	3260	2	1.036 lb	
2534-Black	15	1515-ULS-Black	1.500"	1.500"	12.000"	3112	2	3278	2	3260	2	1.036 lb	
2537	15	1515-ULS	1.500"	1.500"	18.000"	3112	2	3278	2	3260	2	1.504 lb	
2537-Black	15	1515-ULS-Black	1.500"	1.500"	18.000"	3112	2	3278	2	3260	2	1.504 lb	
2538	15	1515-ULS	1.500"	1.500"	24.000"	3112	2	3278	2	3260	2	1.972 lb	
2538-Black	15	1515-ULS-Black	1.500"	1.500"	24.000"	3112	2	3278	2	3260	2	1.972 lb	
2527	15	1515-UL	1.500"	1.500"	6.000"	3112	2	3278	2	3260	2	.579 lb	
2527-Black	15	1515-UL-Black	1.500"	1.500"	6.000"	3112	2	3278	2	3260	2	.579 lb	
2528	15	1515-UL	1.500"	1.500"	12.000"	3112	2	3278	2	3260	2	1.053 lb	
2528-Black	15	1515-UL-Black	1.500"	1.500"	12.000"	3112	2	3278	2	3260	2	1.053 lb	
2529	15	1515-UL	1.500"	1.500"	18.000"	3112	2	3278	2	3260	2	1.529 lb	
2529-Black	15	1515-UL-Black	1.500"	1.500"	18.000"	3112	2	3278	2	3260	2	1.529 lb	
2532	15	1515-UL	1.500"	1.500"	24.000"	3112	2	3278	2	3260	2	2.006 lb	
2532-Black	15	1515-UL-Black	1.500"	1.500"	24.000"	3112	2	3278	2	3260	2	2.006 lb	
2539	15	1515-LS	1.500"	1.500"	6.000"	3112	2	3278	2	3260	2	.626 lb	
2539-Black	15	1515-LS-Black	1.500"	1.500"	6.000"	3112	2	3278	2	3260	2	.626 lb	
2542	15	1515-LS	1.500"	1.500"	12.000"	3112	2	3278	2	3260	2	1.115 lb	
2542-Black	15	1515-LS-Black	1.500"	1.500"	12.000"	3112	2	3278	2	3260	2	1.115 lb	
2543	15	1515-LS	1.500"	1.500"	18.000"	3112	2	3278	2	3260	2	1.679 lb	
2543-Black	15	1515-LS-Black	1.500"	1.500"	18.000"	3112	2	3278	2	3260	2	1.679 lb	
2544	15	1515-LS	1.500"	1.500"	24.000"	3112	2	3278	2	3260	2	2.206 lb	
2544-Black	15	1515-LS-Black	1.500"	1.500"	24.000"	3112	2	3278	2	3260	2	2.206 lb	
2562	15	1515-Lite	1.500"	1.500"	6.000"	3112	2	3278	2	3260	2	.447 lb	
2562-Black	15	1515-Lite-Black	1.500"	1.500"	6.000"	3112	2	3278	2	3260	2	.447 lb	
2561	15	1515-Lite	1.500"	1.500"	12.000"	3112	2	3278	2	3260	2	1.168 lb	
2561-Black	15	1515-Lite-Black	1.500"	1.500"	12.000"	3112	2	3278	2	3260	2	1.168 lb	
2563	15	1515-Lite	1.500"	1.500"	18.000"	3112	2	3278	2	3260	2	1.702 lb	
2563-Black	15	1515-Lite-Black	1.500"	1.500"	18.000"	3112	2	3278	2	3260	2	1.702 lb	
2564	15	1515-Lite	1.500"	1.500"	24.000"	3112	2	3278	2	3260	2	2.236 lb	
2564-Black	15	1515-Lite-Black	1.500"	1.500"	24.000"	3112	2	3278	2	3260	2	2.236 lb	
2546	15	1515-S	1.500"	1.500"	6.000"	3112	2	3278	2	3260	2	.787 lb	
2546-Black	15	1515-S-Black	1.500"	1.500"	6.000"	3112	2	3278	2	3260	2	.787 lb	
2547	15	1515-S	1.500"	1.500"	12.000"	3112	2	3278	2	3260	2	1.475 lb	
2547-Black	15	1515-S-Black	1.500"	1.500"	12.000"	3112	2	3278	2	3260	2	1.475 lb	
2548	15	1515-S	1.500"	1.500"	18.000"	3112	2	3278	2	3260	2	2.162 lb	
2548-Black	15	1515-S-Black	1.500"	1.500"	18.000"	3112	2	3278	2	3260	2	2.162 lb	
2549	15	1515-S	1.500"	1.500"	24.000"	3112	2	3278	2	3260	2	2.850 lb	
2549-Black	15	1515-S-Black	1.500"	1.500"	24.000"	3112	2	3278	2	3260	2	2.850 lb	

View page 229 for dimensional drawing







CONTINUE 







Part No.	Series	Profile	A	B	C	D (Included Hardware)						Weight	Product Representation (Length Will Vary)
						Bolt	Qty.	T-Nut	Qty.	Washer	Qty.		
2525	15	1515	1.500"	1.500"	6.000"	3112	2	3278	2	3260	2	.706 lb	
2525-Black	15	1515-Black	1.500"	1.500"	6.000"	3112	2	3278	2	3260	2	.706 lb	
2535	15	1515	1.500"	1.500"	12.000"	3112	2	3278	2	3260	2	1.492 lb	
2535-Black	15	1515-Black	1.500"	1.500"	12.000"	3112	2	3278	2	3260	2	1.492 lb	
2545	15	1515	1.500"	1.500"	18.000"	3112	2	3278	2	3260	2	2.188 lb	
2545-Black	15	1515-Black	1.500"	1.500"	18.000"	3112	2	3278	2	3260	2	2.188 lb	
2555	15	1515	1.500"	1.500"	24.000"	3112	2	3278	2	3260	2	2.884 lb	
2555-Black	15	1515-Black	1.500"	1.500"	24.000"	3112	2	3278	2	3260	2	2.884 lb	
2551	15	1530-LS	1.500"	3.000"	6.000"	3112	4	3278	4	3260	4	1.216 lb	
2551-Black	15	1530-LS-Black	1.500"	3.000"	6.000"	3112	4	3278	4	3260	4	1.216 lb	
2552	15	1530-LS	1.500"	3.000"	12.000"	3112	4	3278	4	3260	4	2.233 lb	
2552-Black	15	1530-LS-Black	1.500"	3.000"	12.000"	3112	4	3278	4	3260	4	2.233 lb	
2553	15	1530-LS	1.500"	3.000"	18.000"	3112	4	3278	4	3260	4	3.250 lb	
2553-Black	15	1530-LS-Black	1.500"	3.000"	18.000"	3112	4	3278	4	3260	4	3.250 lb	
2554	15	1530-LS	1.500"	3.000"	24.000"	3112	4	3278	4	3260	4	4.267 lb	
2554-Black	15	1530-LS-Black	1.500"	3.000"	24.000"	3112	4	3278	4	3260	4	4.267 lb	
2578	15	1530-Lite	1.500"	3.000"	6.000"	3112	4	3278	4	3260	4	.865 lb	
2578-Black	15	1530-Lite-Black	1.500"	3.000"	6.000"	3112	4	3278	4	3260	4	.865 lb	
2579	15	1530-Lite	1.500"	3.000"	12.000"	3112	4	3278	4	3260	4	2.263 lb	
2579-Black	15	1530-Lite-Black	1.500"	3.000"	12.000"	3112	4	3278	4	3260	4	2.263 lb	
2580	15	1530-Lite	1.500"	3.000"	18.000"	3112	4	3278	4	3260	4	3.295 lb	
2580-Black	15	1530-Lite-Black	1.500"	3.000"	18.000"	3112	4	3278	4	3260	4	3.295 lb	
2581	15	1530-Lite	1.500"	3.000"	24.000"	3112	4	3278	4	3260	4	4.327 lb	
2581-Black	15	1530-Lite-Black	1.500"	3.000"	24.000"	3112	4	3278	4	3260	4	4.327 lb	
2569	15	1530-S	1.500"	3.000"	6.000"	3112	4	3278	4	3260	4	1.429 lb	
2569-Black	15	1530-S-Black	1.500"	3.000"	6.000"	3112	4	3278	4	3260	4	1.429 lb	
2576	15	1530-S	1.500"	3.000"	12.000"	3112	4	3278	4	3260	4	2.658 lb	
2576-Black	15	1530-S-Black	1.500"	3.000"	12.000"	3112	4	3278	4	3260	4	2.658 lb	
2577	15	1530-S	1.500"	3.000"	18.000"	3112	4	3278	4	3260	4	3.887 lb	
2577-Black	15	1530-S-Black	1.500"	3.000"	18.000"	3112	4	3278	4	3260	4	3.887 lb	
2582	15	1530-S	1.500"	3.000"	24.000"	3112	4	3278	4	3260	4	5.117 lb	
2582-Black	15	1530-S-Black	1.500"	3.000"	24.000"	3112	4	3278	4	3260	4	5.117 lb	
2530	15	1530	1.500"	3.000"	6.000"	3112	4	3278	4	3260	4	1.021 lb	
2530-Black	15	1530-Black	1.500"	3.000"	6.000"	3112	4	3278	4	3260	4	1.021 lb	
2540	15	1530	1.500"	3.000"	12.000"	3112	4	3278	4	3260	4	2.707 lb	
2540-Black	15	1530-Black	1.500"	3.000"	12.000"	3112	4	3278	4	3260	4	2.707 lb	
2550	15	1530	1.500"	3.000"	18.000"	3112	4	3278	4	3260	4	3.961 lb	
2550-Black	15	1530-Black	1.500"	3.000"	18.000"	3112	4	3278	4	3260	4	3.961 lb	
2560	15	1530	1.500"	3.000"	24.000"	3112	4	3278	4	3260	4	5.215 lb	
2560-Black	15	1530-Black	1.500"	3.000"	24.000"	3112	4	3278	4	3260	4	5.215 lb	
2526	15	1545	1.500"	4.500"	6.000"	3112	6	3278	6	3260	6	1.495 lb	
2526-Black	15	1545-Black	1.500"	4.500"	6.000"	3112	6	3278	6	3260	6	1.495 lb	
2531	15	1545	1.500"	4.500"	12.000"	3112	6	3278	6	3260	6	3.199 lb	
2531-Black	15	1545-Black	1.500"	4.500"	12.000"	3112	6	3278	6	3260	6	3.199 lb	
2536	15	1545	1.500"	4.500"	18.000"	3112	6	3278	6	3260	6	6.203 lb	
2536-Black	15	1545-Black	1.500"	4.500"	18.000"	3112	6	3278	6	3260	6	6.203 lb	
2541	15	1545	1.500"	4.500"	24.000"	3112	6	3278	6	3260	6	8.171 lb	
2541-Black	15	1545-Black	1.500"	4.500"	24.000"	3112	6	3278	6	3260	6	8.171 lb	








View page 229 for dimensional drawing

CONTINUE

45 Degree Supports (Continued)





Part No.	Series	Profile	A	B	C	D (Included Hardware)						Weight	Product Representation (Length Will Vary)
						Bolt	Qty.	T-Nut	Qty.	Washer	Qty.		
20-2565	20	20-2020	20.00mm	20.00mm	160.00mm	11-5512	2	14122	2	11-6040	2	.0790 kg	
20-2565-Black	20	20-2020-Black	20.00mm	20.00mm	160.00mm	11-5512	2	14122	2	11-6040	2	.0790 kg	
20-2570	20	20-2020	20.00mm	20.00mm	320.00mm	11-5512	2	14122	2	11-6040	2	.1324 kg	
20-2570-Black	20	20-2020-Black	20.00mm	20.00mm	320.00mm	11-5512	2	14122	2	11-6040	2	.1324 kg	
20-2575	20	20-2020	20.00mm	20.00mm	480.00mm	11-5512	2	14122	2	11-6040	2	.2186 kg	
20-2575-Black	20	20-2020-Black	20.00mm	20.00mm	480.00mm	11-5512	2	14122	2	11-6040	2	.2186 kg	
20-2566	20	20-2040	20.00mm	40.00mm	160.00mm	11-5512	4	14122	4	11-6040	4	.1360 kg	
20-2566-Black	20	20-2040-Black	20.00mm	40.00mm	160.00mm	11-5512	4	14122	4	11-6040	4	.1360 kg	
20-2567	20	20-2040	20.00mm	40.00mm	320.00mm	11-5512	4	14122	4	11-6040	4	.2522 kg	
20-2567-Black	20	20-2040-Black	20.00mm	40.00mm	320.00mm	11-5512	4	14122	4	11-6040	4	.2522 kg	
20-2568	20	20-2040	20.00mm	40.00mm	480.00mm	11-5512	4	14122	4	11-6040	4	.3579 kg	
20-2568-Black	20	20-2040-Black	20.00mm	40.00mm	480.00mm	11-5512	4	14122	4	11-6040	4	.3579 kg	

Part No.	Series	Profile	A	B	C	D (Included Hardware)						Weight	Product Representation (Length Will Vary)
						Bolt	Qty.	T-Nut	Qty.	Washer	Qty.		
25-2565	25	25-2525	25.00mm	25.00mm	160.00mm	13-6512	2	3859	2	13-6045	2	.1173 kg	
25-2565-Black	25	25-2525-Black	25.00mm	25.00mm	160.00mm	13-6512	2	3859	2	13-6045	2	.1173 kg	
25-2570	25	25-2525	25.00mm	25.00mm	320.00mm	13-6512	2	3859	2	13-6045	2	.2312 kg	
25-2570-Black	25	25-2525-Black	25.00mm	25.00mm	320.00mm	13-6512	2	3859	2	13-6045	2	.2312 kg	
25-2575	25	25-2525	25.00mm	25.00mm	480.00mm	13-6512	2	3859	2	13-6045	2	.3274 kg	
25-2575-Black	25	25-2525-Black	25.00mm	25.00mm	480.00mm	13-6512	2	3859	2	13-6045	2	.3274 kg	
25-2566	25	25-2550	25.00mm	50.00mm	160.00mm	13-6512	4	3859	4	13-6045	4	.2045 kg	
25-2566-Black	25	25-2550-Black	25.00mm	50.00mm	160.00mm	13-6512	4	3859	4	13-6045	4	.2045 kg	
25-2567	25	25-2550	25.00mm	50.00mm	320.00mm	13-6512	4	3859	4	13-6045	4	.4150 kg	
25-2567-Black	25	25-2550-Black	25.00mm	50.00mm	320.00mm	13-6512	4	3859	4	13-6045	4	.4150 kg	
25-2568	25	25-2550	25.00mm	50.00mm	480.00mm	13-6512	4	3859	4	13-6045	4	.5775 kg	
25-2568-Black	25	25-2550-Black	25.00mm	50.00mm	480.00mm	13-6512	4	3859	4	13-6045	4	.5775 kg	

Part No.	Series	Profile	A	B	C	D (Included Hardware)						Weight	Product Representation (Length Will Vary)
						Bolt	Qty.	T-Nut	Qty.	Washer	Qty.		
30-2565	30	30-3030	30.00mm	30.00mm	160.00mm	11-8516	2	13025	2	11-6042	2	.1791 kg	
30-2565-Black	30	30-3030-Black	30.00mm	30.00mm	160.00mm	11-8516	2	13025	2	11-6042	2	.1791 kg	
30-2570	30	30-3030	30.00mm	30.00mm	320.00mm	11-8516	2	13025	2	11-6042	2	.3184 kg	
30-2570-Black	30	30-3030-Black	30.00mm	30.00mm	320.00mm	11-8516	2	13025	2	11-6042	2	.3184 kg	
30-2575	30	30-3030	30.00mm	30.00mm	480.00mm	11-8516	2	13025	2	11-6042	2	.4576 kg	
30-2575-Black	30	30-3030-Black	30.00mm	30.00mm	480.00mm	11-8516	2	13025	2	11-6042	2	.4576 kg	
30-2566	30	30-3060	30.00mm	60.00mm	160.00mm	11-8516	4	13025	4	11-6042	4	.1718 kg	
30-2566-Black	30	30-3060-Black	30.00mm	60.00mm	160.00mm	11-8516	4	13025	4	11-6042	4	.1718 kg	
30-2567	30	30-3060	30.00mm	60.00mm	320.00mm	11-8516	4	13025	4	11-6042	4	.5421 kg	
30-2567-Black	30	30-3060-Black	30.00mm	60.00mm	320.00mm	11-8516	4	13025	4	11-6042	4	.5421 kg	
30-2568	30	30-3060	30.00mm	60.00mm	480.00mm	11-8516	4	13025	4	11-6042	4	.8505 kg	
30-2568-Black	30	30-3060-Black	30.00mm	60.00mm	480.00mm	11-8516	4	13025	4	11-6042	4	.8505 kg	
30-2569	30	30-3060	30.00mm	60.00mm	640.00mm	11-8516	4	13025	4	11-6042	4	1.1075 kg	
30-2569-Black	30	30-3060-Black	30.00mm	60.00mm	640.00mm	11-8516	4	13025	4	11-6042	4	1.1075 kg	

View page 229 for dimensional drawing




CONTINUE

Part No.	Series	Profile	A	B	C	D (Included Hardware)						Weight	Product Representation (Length Will Vary)
						Bolt	Qty.	T-Nut	Qty.	Washer	Qty.		
40-2525	40	40-4040	40.00mm	40.00mm	160.00mm	13-8518	2	3838	2	13-6042	2	.3099 kg	
40-2525-Black	40	40-4040-Black	40.00mm	40.00mm	160.00mm	13-8518	2	3838	2	13-6042	2	.3099 kg	
40-2535	40	40-4040	40.00mm	40.00mm	320.00mm	13-8518	2	3838	2	13-6042	2	.7842 kg	
40-2535-Black	40	40-4040-Black	40.00mm	40.00mm	320.00mm	13-8518	2	3838	2	13-6042	2	.7842 kg	
40-2545	40	40-4040	40.00mm	40.00mm	480.00mm	13-8518	2	3838	2	13-6042	2	.8981 kg	
40-2545-Black	40	40-4040-Black	40.00mm	40.00mm	480.00mm	13-8518	2	3838	2	13-6042	2	.8981 kg	
40-2555	40	40-4040	40.00mm	40.00mm	640.00mm	13-8518	2	3838	2	13-6042	2	1.2165 kg	
40-2555-Black	40	40-4040-Black	40.00mm	40.00mm	640.00mm	13-8518	2	3838	2	13-6042	2	1.2165 kg	
40-2562	40	40-4040-Lite	40.00mm	40.00mm	160.00mm	13-8518	2	3838	2	13-6042	2	.2414 kg	
40-2562-Black	40	40-4040-Lite-Black	40.00mm	40.00mm	160.00mm	13-8518	2	3838	2	13-6042	2	.2414 kg	
40-2561	40	40-4040-Lite	40.00mm	40.00mm	320.00mm	13-8518	2	3838	2	13-6042	2	.5175 kg	
40-2561-Black	40	40-4040-Lite-Black	40.00mm	40.00mm	320.00mm	13-8518	2	3838	2	13-6042	2	.5175 kg	
40-2563	40	40-4040-Lite	40.00mm	40.00mm	480.00mm	13-8518	2	3838	2	13-6042	2	.9001 kg	
40-2563-Black	40	40-4040-Lite-Black	40.00mm	40.00mm	480.00mm	13-8518	2	3838	2	13-6042	2	.9001 kg	
40-2564	40	40-4040-Lite	40.00mm	40.00mm	640.00mm	13-8518	2	3838	2	13-6042	2	.8772 kg	
40-2564-Black	40	40-4040-Lite-Black	40.00mm	40.00mm	640.00mm	13-8518	2	3838	2	13-6042	2	.8772 kg	
40-2530	40	40-4080	40.00mm	80.00mm	160.00mm	13-8518	4	3838	4	13-6042	4	.7411 kg	
40-2530-Black	40	40-4080-Black	40.00mm	80.00mm	160.00mm	13-8518	4	3838	4	13-6042	4	.7411 kg	
40-2540	40	40-4080	40.00mm	80.00mm	320.00mm	13-8518	4	3838	4	13-6042	4	1.1910 kg	
40-2540-Black	40	40-4080-Black	40.00mm	80.00mm	320.00mm	13-8518	4	3838	4	13-6042	4	1.1910 kg	
40-2550	40	40-4080	40.00mm	80.00mm	480.00mm	13-8518	4	3838	4	13-6042	4	1.9075 kg	
40-2550-Black	40	40-4080-Black	40.00mm	80.00mm	480.00mm	13-8518	4	3838	4	13-6042	4	1.9075 kg	
40-2560	40	40-4080	40.00mm	80.00mm	640.00mm	13-8518	4	3838	4	13-6042	4	2.7006 kg	
40-2560-Black	40	40-4080-Black	40.00mm	80.00mm	640.00mm	13-8518	4	3838	4	13-6042	4	2.7006 kg	
40-2578	40	40-4080-Lite	40.00mm	80.00mm	160.00mm	13-8518	4	3838	4	13-6042	4	.5919 kg	
40-2578-Black	40	40-4080-Lite-Black	40.00mm	80.00mm	160.00mm	13-8518	4	3838	4	13-6042	4	.5919 kg	
40-2579	40	40-4080-Lite	40.00mm	80.00mm	320.00mm	13-8518	4	3838	4	13-6042	4	1.2491 kg	
40-2579-Black	40	40-4080-Lite-Black	40.00mm	80.00mm	320.00mm	13-8518	4	3838	4	13-6042	4	1.2491 kg	
40-2580	40	40-4080-Lite	40.00mm	80.00mm	480.00mm	13-8518	4	3838	4	13-6042	4	1.3580 kg	
40-2580-Black	40	40-4080-Lite-Black	40.00mm	80.00mm	480.00mm	13-8518	4	3838	4	13-6042	4	1.3580 kg	
40-2581	40	40-4080-Lite	40.00mm	80.00mm	640.00mm	13-8518	4	3838	4	13-6042	4	1.9590 kg	
40-2581-Black	40	40-4080-Lite-Black	40.00mm	80.00mm	640.00mm	13-8518	4	3838	4	13-6042	4	1.9590 kg	

View page 229 for dimensional drawing

CONTINUE

45 Degree Supports (Continued)

Part No.	Series	Profile	A	B	C	D (Included Hardware)						Weight	Product Representation (Length Will Vary)	
						Bolt	Qty.	T-Nut	Qty.	Washer	Qty.			
45-2525	45	45-4545	45.00mm	45.00mm	160.00mm	11-8520	2	13049	2	11-6042	2	.2818 kg		
45-2525-Black	45	45-4545-Black	45.00mm	45.00mm	160.00mm	11-8520	2	13049	2	11-6042	2	.2818 kg		
45-2535	45	45-4545	45.00mm	45.00mm	320.00mm	11-8520	2	13049	2	11-6042	2	.7378 kg		
45-2535-Black	45	45-4545-Black	45.00mm	45.00mm	320.00mm	11-8520	2	13049	2	11-6042	2	.7378 kg		
45-2545	45	45-4545	45.00mm	45.00mm	480.00mm	11-8520	2	13049	2	11-6042	2	.7933 kg		
45-2545-Black	45	45-4545-Black	45.00mm	45.00mm	480.00mm	11-8520	2	13049	2	11-6042	2	.7933 kg		
45-2555	45	45-4545	45.00mm	45.00mm	640.00mm	11-8520	2	13049	2	11-6042	2	1.0358 kg		
45-2555-Black	45	45-4545-Black	45.00mm	45.00mm	640.00mm	11-8520	2	13049	2	11-6042	2	1.0358 kg		
45-2562	45	45-4545-Lite	45.00mm	45.00mm	160.00mm	11-8520	2	13049	2	11-6042	2	.4000 kg		
45-2562-Black	45	45-4545-Lite-Black	45.00mm	45.00mm	160.00mm	11-8520	2	13049	2	11-6042	2	.4000 kg		
45-2561	45	45-4545-Lite	45.00mm	45.00mm	320.00mm	11-8520	2	13049	2	11-6042	2	.4871 kg		
45-2561-Black	45	45-4545-Lite-Black	45.00mm	45.00mm	320.00mm	11-8520	2	13049	2	11-6042	2	.4871 kg		
45-2563	45	45-4545-Lite	45.00mm	45.00mm	480.00mm	11-8520	2	13049	2	11-6042	2	1.0677 kg		
45-2563-Black	45	45-4545-Lite-Black	45.00mm	45.00mm	480.00mm	11-8520	2	13049	2	11-6042	2	1.0677 kg		
45-2564	45	45-4545-Lite	45.00mm	45.00mm	640.00mm	11-8520	2	13049	2	11-6042	2	1.2820 kg		
45-2564-Black	45	45-4545-Lite-Black	45.00mm	45.00mm	640.00mm	11-8520	2	13049	2	11-6042	2	1.2820 kg		
45-2530	45	45-4590	45.00mm	90.00mm	160.00mm	11-8520	4	13049	4	11-6042	4	.7068 kg		
45-2530-Black	45	45-4590-Black	45.00mm	90.00mm	160.00mm	11-8520	4	13049	4	11-6042	4	.7068 kg		
45-2540	45	45-4590	45.00mm	90.00mm	320.00mm	11-8520	4	13049	4	11-6042	4	1.2820 kg		
45-2540-Black	45	45-4590-Black	45.00mm	90.00mm	320.00mm	11-8520	4	13049	4	11-6042	4	1.2820 kg		
45-2550	45	45-4590	45.00mm	90.00mm	480.00mm	11-8520	4	13049	4	11-6042	4	1.8572 kg		
45-2550-Black	45	45-4590-Black	45.00mm	90.00mm	480.00mm	11-8520	4	13049	4	11-6042	4	1.8572 kg		
45-2560	45	45-4590	45.00mm	90.00mm	640.00mm	11-8520	4	13049	4	11-6042	4	2.4324 kg		
45-2560-Black	45	45-4590-Black	45.00mm	90.00mm	640.00mm	11-8520	4	13049	4	11-6042	4	2.4324 kg		

View page 229 for dimensional drawing